

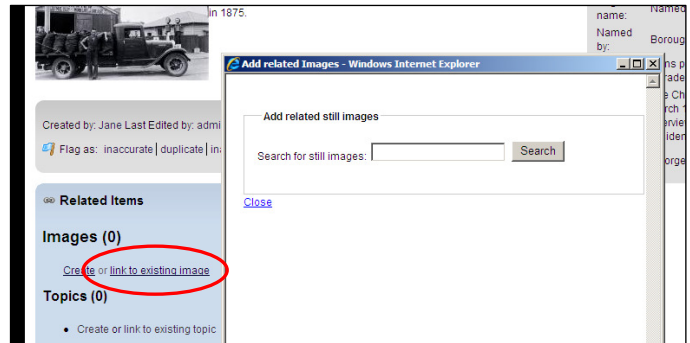
Linking an image to a topic

Step 1

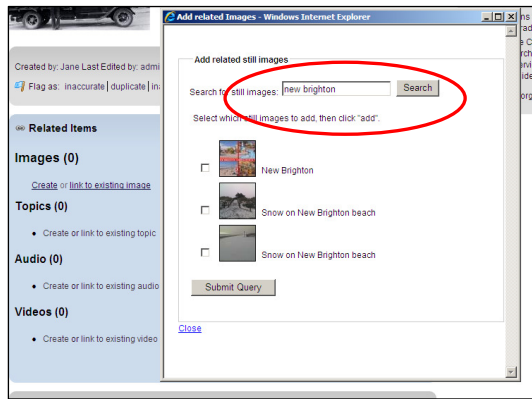
In the **Related items** box on a topic click on **link to an existing image**. The **Add related still images** box will appear.

Step 2

Enter your search in the search box, and click search.

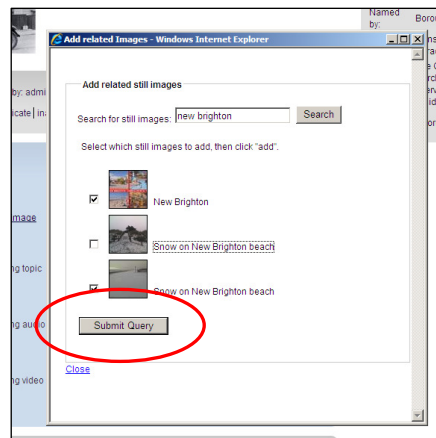


If there are images that match your search term you will get a set of search results.



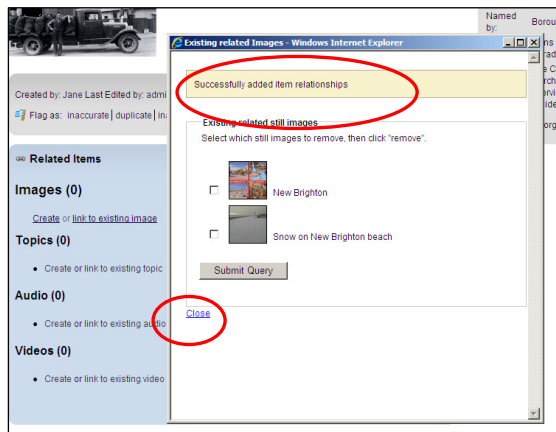
Step 3

Mark the images you want to link to your topic and click the **Submit query** button



Step 4

When the linking is successful you will see the confirmation screen with the message *Successfully added item relationships*. Click **Close**.



The images you have linked should appear as thumbnails under the heading **Images** in the **Related items** box.

